

Tunable Laser System (TLS)

Fully tunable pico-second pulsed laser system by Spectrolight


Spectrolight's tunable laser system (TLS) is an innovative, continuously tunable laser that combines a supercontinuum laser and a tunable bandpass filter in VISBLE, IR, and SWIR ranges.

TLS-RED can generate wide wavelength ranges of approximately 400 nm to 1700 nm and can control the FWHM 2 to 15 nm (nominal), and **TLS-BLUE** has the same wide wavelength ranges with fixed FWHM at 10 or 20 nm. TLS-RED is suitable for fields that require precise scanning, and TLS-BLUE is ideal for fields that require high output. By using Spectrolight's TLS, users can freely select the output power and wavelength ranges according to their needs.

TLS is a picosecond tunable laser that can be applied to various fields, from fluorescence microscopy to time-resolved spectroscopy, such as TCSPC, Hyperspectral imaging, Machine vision, Semiconductors, Sensors, and other applications. .



TLS-RED (Tunable bandwidth)

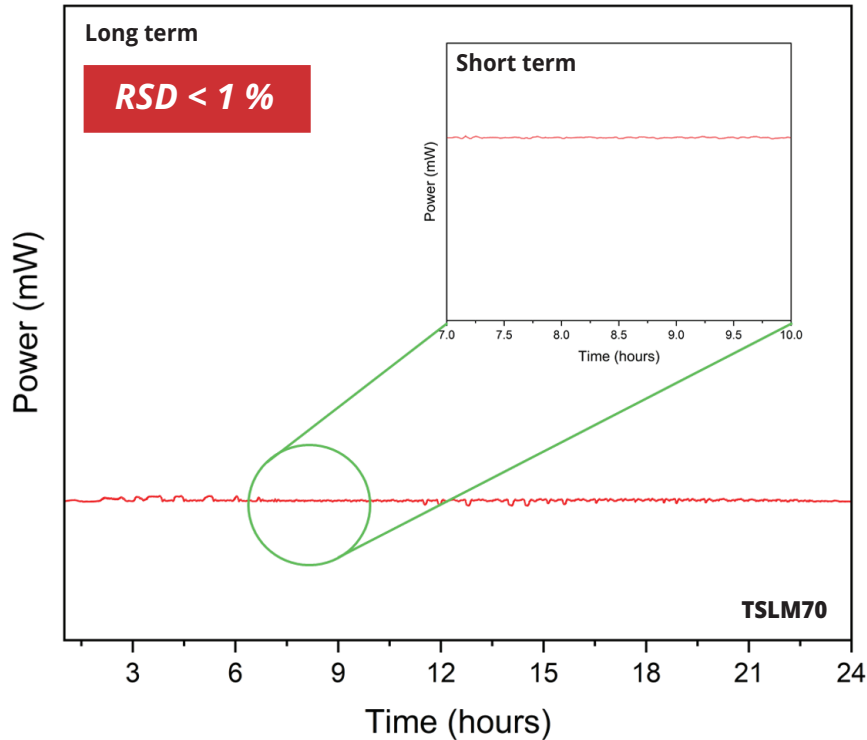


TLS-BLUE (Fixed bandwidth)

Stable Long-term Power Fluctuation

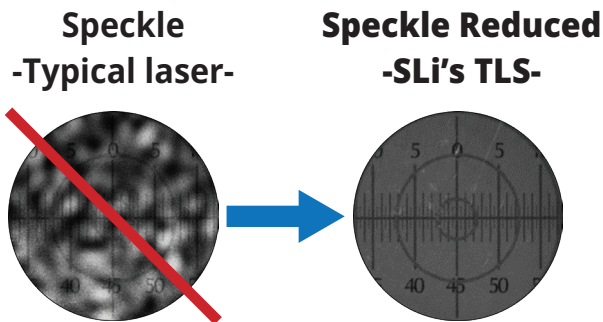
RSD is < 1 % at 650/15 nm

*RSD = Relative Standard Deviation

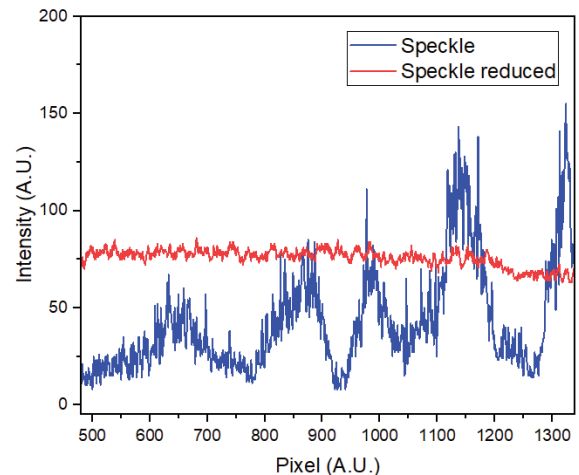


Speckle reduced Laser

TLS products are designed to reducing the laser speckle noise found as a noise pattern in typical lasers, ensuring their compatibility with imaging applications. Moreover, image segmentation reveals that stability is maintained even across varying intensity levels.



Low S/N ratio imaging with speckle noise using conventional laser (left), clear imaging with reduced speckle noise using TLS (right)



TLS-RED

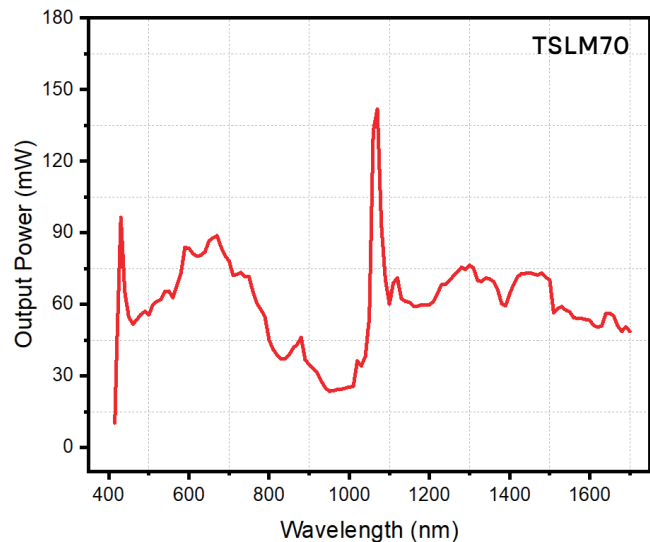
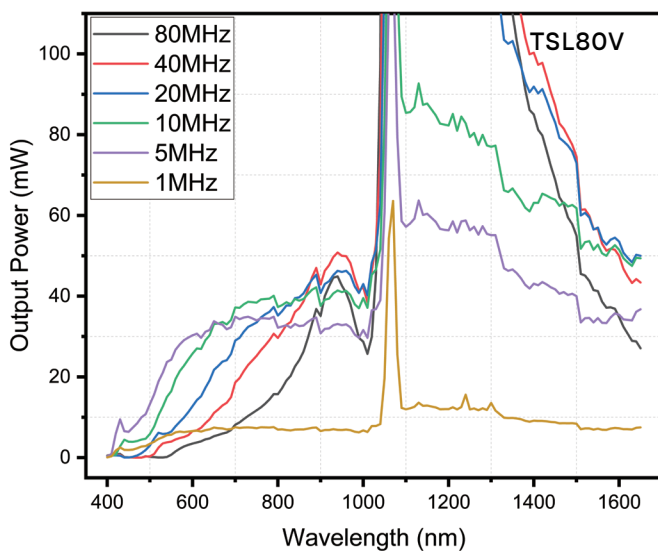
Each TLS-Red model can cover different spectral ranges from 410 to 1700 nm. The FWHM bandwidth of TLS-Red is tunable from 2 to 15 nm (nominal). The exact tunable bandwidth depends on the wavelength range. Users can select laser types and variable wavelength ranges according to the user's applications. Please refer to the detailed specifications table below.

General Specifications

Tunable Laser System (**TLS-RED**) : Each TLS has VIS, IR, SWIR and Custom wavelength selection

Model	Supercontinuum output power		Repetition Rate	Output pulse width (ps)	Tuning Range (nm)	Bandwidth (FWHM) (nm)
	Visible	Total				
TSL10-RED	100 mW	1 W	5 MHz	< 300 ps	450 - 1700 nm	2 - 15 nm (nominal)
TSLM10-RED	250 mW	1 W	10 MHz	< 50 ps	410 - 1700 nm	
TSLM20-RED	500 mW	2 W	20 MHz	< 50 ps	410 - 1700 nm	
TSLM40-RED	1 W	4 W	40 MHz	< 50 ps	410 - 1700 nm	
TSLM35V-RED	1 W	3.5 W	0.01 to 40 MHz	< 50 ps	410 - 1700 nm	
TSL80V-RED	1 W	8 W	0.01 to 200 MHz	< 300 ps	430 - 1700 nm	
TSLM70-RED	2 W	7 W	80 MHz	< 50 ps	410 - 1700 nm	

Output power of TLS



* Measured at 15 nm bandwidth (FWHM)

Detailed Specifications

Model	Laser Specifications	Optical Specifications
TSL10-RED-VIS	Wavelength : 450 - 2400 nm Output power : 1 W VIS power : 0.1 W Repetition rate : 5 MHz	Tunable CWL : 450 - 790 nm FWHM : 2 - 15 nm (450 - 700 nm), 3 - 15 nm (701 - 790 nm)
TSL10-RED-IR		Tunable CWL : 775 - 1150 nm FWHM : 3 - 15 nm (775 - 890 nm), 5 - 15 nm (891 - 1150 nm)
TSL10-RED-SWIR		Tunable CWL : 1140 - 1700 nm FWHM : 5 - 15 nm (1140 - 1500 nm), 7 - 13 nm (1501 - 1700 nm)
TSL10-RED-Custom		USER SPECIFIED CUSTOM RANGE (Range selectable from 450 - 1700 nm)
TSLM10-RED-VIS	Wavelength : 410 - 2400 nm Output power : 1 W VIS power : 0.25 W Repetition rate : 10 MHz	Tunable CWL : 410 - 790 nm FWHM : 2 - 15 nm (410 - 700 nm), 3 - 15 nm (701 - 790 nm)
TSLM10-RED-IR		Tunable CWL : 775 - 1150 nm FWHM : 3 - 15 nm (775 - 890 nm), 5 - 15 nm (891 - 1150 nm)
TSLM10-RED-SWIR		Tunable CWL : 1140 - 1700 nm FWHM : 5 - 15 nm (1140 - 1500 nm), 7 - 13 nm (1501 - 1700 nm)
TSLM10-RED-Custom		USER SPECIFIED CUSTOM RANGE (Range selectable from 410 - 1700 nm)
TSLM20-RED-VIS	Wavelength : 410 - 2400 nm Output power : 2 W VIS power : 0.5 W Repetition rate : 20 MHz	Tunable CWL : 410 - 790 nm FWHM : 2 - 15 nm (410 - 700 nm), 3 - 15 nm (701 - 790 nm)
TSLM20-RED-IR		Tunable CWL : 775 - 1150 nm FWHM : 3 - 15 nm (775 - 890 nm), 5 - 15 nm (891 - 1150 nm)
TSLM20-RED-SWIR		Tunable CWL : 1140 - 1700 nm FWHM : 5 - 15 nm (1140 - 1500 nm), 7 - 13 nm (1501 - 1700 nm)
TSLM20-RED-Custom		USER SPECIFIED CUSTOM RANGE (Range selectable from 430 - 1700 nm)
TSLM40-RED-VIS	Wavelength : 410 - 2400 nm Output power : 4 W VIS power : 1 W Repetition rate : 40 MHz	Tunable CWL : 410 - 790 nm FWHM : 2 - 15 nm (410 - 700 nm), 3 - 15 nm (701 - 790 nm)
TSLM40-RED-IR		Tunable CWL : 775 - 1150 nm FWHM : 3 - 15 nm (775 - 890 nm), 5 - 15 nm (891 - 1150 nm)
TSLM40-RED-SWIR		Tunable CWL : 1140 - 1700 nm FWHM : 5 - 15 nm (1140 - 1500 nm), 7 - 13 nm (1501 - 1700 nm)
TSLM40-RED-Custom		USER SPECIFIED CUSTOM RANGE (Range selectable from 410 - 1700 nm)
TSLM35V-RED-VIS	Wavelength : 410 - 2400 nm Output power : 3.5 W VIS power : 1 W Repetition rate : 0.01 - 40 MHz adjustable	Tunable CWL : 410 - 790 nm FWHM : 2 - 15 nm (410 - 700 nm), 3 - 15 nm (701 - 790 nm)
TSLM35V-RED-IR		Tunable CWL : 775 - 1150 nm FWHM : 3 - 15 nm (775 - 890 nm), 5 - 15 nm (891 - 1150 nm)
TSLM35V-RED-SWIR		Tunable CWL : 1140 - 1700 nm FWHM : 5 - 15 nm (1140 - 1500 nm), 7 - 13 nm (1501 - 1700 nm)
TSLM35V-RED-Custom		USER SPECIFIED CUSTOM RANGE (Range selectable from 410 - 1700 nm)
TSL80V-RED-VIS	Wavelength : 430 - 2400 nm Output power : 8 W VIS power : 1 W Repetition rate : 0.01 - 200 MHz adjustable	Tunable CWL : 430 - 790 nm FWHM : 2 - 15 nm (430 - 700 nm), 3 - 15 nm (701 - 790 nm)
TSL80V-RED-IR		Tunable CWL : 775 - 1150 nm FWHM : 3 - 15 nm (775 - 890 nm), 5 - 15 nm (891 - 1150 nm)
TSL80V-RED-SWIR		Tunable CWL : 1140 - 1700 nm FWHM : 5 - 15 nm (1140 - 1500 nm), 7 - 13 nm (1501 - 1700 nm)
TSL80V-RED-Custom		USER SPECIFIED CUSTOM RANGE (Range selectable from 430 - 1700 nm)
TSLM70-RED-VIS	Wavelength : 410 - 2400 nm Output power : 7 W VIS power : 2 W Repetition rate : 80 MHz	Tunable CWL : 410 - 790 nm FWHM : 2 - 15 nm (410 - 700 nm), 3 - 15 nm (701 - 790 nm)
TSLM70-RED-IR		Tunable CWL : 775 - 1150 nm FWHM : 3 - 15 nm (775 - 890 nm), 5 - 15 nm (891 - 1150 nm)
TSLM70-RED-SWIR		Tunable CWL : 1140 - 1700 nm FWHM : 5 - 15 nm (1140 - 1500 nm), 7 - 13 nm (1501 - 1700 nm)
TSLM70-RED-Custom		USER SPECIFIED CUSTOM RANGE (Range selectable from 410 - 1700 nm)

For the Custom models, users can select a supercontinuum laser model and variable wavelength ranges according to the user's applications. Please refer to the table below for supercontinuum laser models and wavelength ranges. For example, if the user selects the supercontinuum laser model as SL10 and the wavelength range of 690 – 1310 nm, then the model name of the TLS will be TSL10-RED-Custom (690 -1310 nm).

The supercontinuum laser model table

SL-Pico: Supercontinuum laser

Model	Supercontinuum output power		Repetition Rate	Output pulse width (ps)	Spectral Range (nm)
	Visible	Total			
SL10	100 mW	1 W	5 MHz	< 300 ps	450 - 2400 nm
SLM10	250 mW	1 W	10 MHz	< 50 ps	410 - 2400 nm
SLM20	500 mW	2 W	20 MHz	< 50 ps	410 - 2400 nm
SLM40	1 W	4 W	40 MHz	< 50 ps	410 - 2400 nm
SLM35V	1 W	3.5 W	0.01 to 40 MHz	< 50 ps	410 - 2400 nm
SL80V	1 W	8 W	0.01 to 200 MHz	< 300 ps	430 - 2400 nm
SLM70	2 W	7 W	80 MHz	< 50 ps	410 - 2400 nm

Wavelength range table

User specified custom wavelength range selectable from 410 - 1700 nm (nominal)

FWHM	2-15					3-15		5-15				7-13
CWL	410 - 435	430 - 490	485 - 550	545 - 620	615 - 700	690 - 790	775 - 890	880 - 1015	1000 - 1150	1140 - 1310	1300 - 1500	1475 - 1700



TLS-RED (Tunable bandwidth)

TLS-BLUE

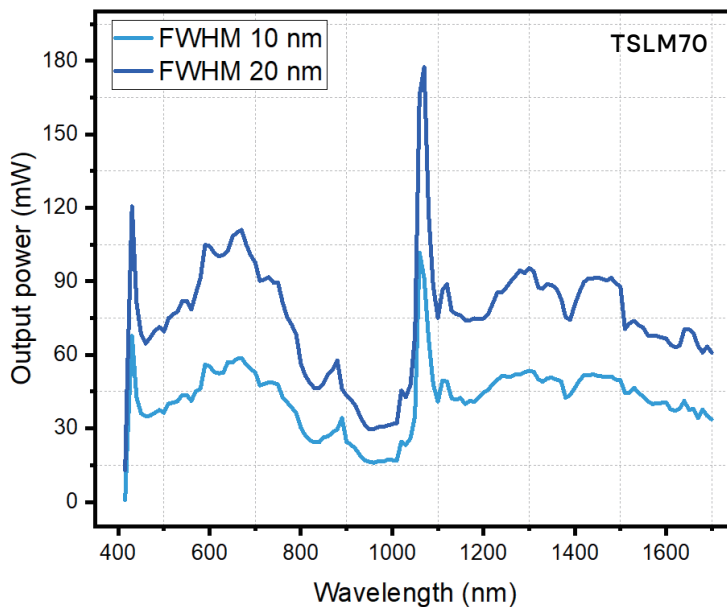
Each TLS-Red model can cover different spectral ranges from 410 to 1700 nm. The FWHM bandwidth of TLS-Blue is fixed at either 10 or 20 nm (nominal). Users can select laser types and variable wavelength ranges according to the user's applications. Please refer to the detailed specifications table below.

General Specifications

Tunable Laser System (**TLS-BLUE**): *Each TLS has VIS, IR, SWIR and Custom wavelength selection*

Model	Supercontinuum output power		Repetition Rate	Output pulse width (ps)	Tuning Range (nm)	Bandwidth (FWHM) (nm)
	Visible	Total				
TSL10-BLUE	100 mW	1 W	5 MHz	< 300 ps	450 - 1700 nm	10 or 20 nm fixed (nominal)
TSLM10-BLUE	250 mW	1 W	10 MHz	< 50 ps	410 - 1700 nm	
TSLM20-BLUE	500 mW	2 W	20 MHz	< 50 ps	410 - 1700 nm	
TSLM40-BLUE	1 W	4 W	40 MHz	< 50 ps	410 - 1700 nm	
TSLM35V-BLUE	1 W	3.5 W	0.01 to 40 MHz	< 50 ps	410 - 1700 nm	
TSL80V-BLUE	1 W	8 W	0.01 to 200 MHz	< 300 ps	430 - 1700 nm	
TSLM70-BLUE	2 W	7 W	80 MHz	< 50 ps	410 - 1700 nm	

Output power of TLS



Detailed Specifications

Model	Laser Specifications	Optical Specifications
TSL10-BLUE-VIS	Wavelength : 450 - 2400 nm Output power : 1 W VIS power : 0.1 W Repetition rate : 5 MHz	Tunable CWL : 450 - 790 nm FWHM : 10 or 20 nm (fixed)
TSL10-BLUE-IR		Tunable CWL : 775 - 1150 nm FWHM : 10 or 20 nm (fixed)
TSL10-BLUE-SWIR		Tunable CWL : 1140 - 1700 nm FWHM : 10 or 20 nm (fixed)
TSL10-BLUE-Custom		USER SPECIFIED CUSTOM RANGE (Range selectable from 450 - 1700 nm) (FWHM : 10 or 20 nm (fixed))
TSLM10-BLUE-VIS	Wavelength : 410 - 2400 nm Output power : 1 W VIS power : 0.25 W Repetition rate : 10 MHz	Tunable CWL : 410 - 790 nm FWHM : 10 or 20 nm (fixed)
TSLM10-BLUE-IR		Tunable CWL : 775 - 1150 nm FWHM : 10 or 20 nm (fixed)
TSLM10-BLUE-SWIR		Tunable CWL : 1140 - 1700 nm FWHM : 10 or 20 nm (fixed)
TSLM10-BLUE-Custom		USER SPECIFIED CUSTOM RANGE (Range selectable from 410 - 1700 nm) (FWHM : 10 or 20 nm (fixed))
TSLM20-BLUE-VIS	Wavelength : 410 - 2400 nm Output power : 2 W VIS power : 0.5 W Repetition rate : 20 MHz	Tunable CWL : 410 - 790 nm FWHM : 10 or 20 nm (fixed)
TSLM20-BLUE-IR		Tunable CWL : 775 - 1150 nm FWHM : 10 or 20 nm (fixed)
TSLM20-BLUE-SWIR		Tunable CWL : 1140 - 1700 nm FWHM : 10 or 20 nm (fixed)
TSLM20-BLUE-Custom		USER SPECIFIED CUSTOM RANGE (Range selectable from 430 - 1700 nm) (FWHM : 10 or 20 nm (fixed))
TSLM40-BLUE-VIS	Wavelength : 410 - 2400 nm Output power : 4 W VIS power : 1 W Repetition rate : 40 MHz	Tunable CWL : 410 - 790 nm FWHM : 10 or 20 nm (fixed)
TSLM40-BLUE-IR		Tunable CWL : 775 - 1150 nm FWHM : 10 or 20 nm (fixed)
TSLM40-BLUE-SWIR		Tunable CWL : 1140 - 1700 nm FWHM : 10 or 20 nm (fixed)
TSLM40-BLUE-Custom		USER SPECIFIED CUSTOM RANGE (Range selectable from 410 - 1700 nm) (FWHM : 10 or 20 nm (fixed))
TSLM35V-BLUE-VIS	Wavelength : 410 - 2400 nm Output power : 3.5 W VIS power : 1 W Repetition rate : 0.01 - 40 MHz adjustable	Tunable CWL : 410 - 790 nm FWHM : 10 or 20 nm (fixed)
TSLM35V-BLUE-IR		Tunable CWL : 775 - 1150 nm FWHM : 10 or 20 nm (fixed)
TSLM35V-BLUE-SWIR		Tunable CWL : 1140 - 1700 nm FWHM : 10 or 20 nm (fixed)
TSLM35V-BLUE-Custom		USER SPECIFIED CUSTOM RANGE (Range selectable from 410 - 1700 nm) (FWHM : 10 or 20 nm (fixed))
TSL80V-BLUE-VIS	Wavelength : 430 - 2400 nm Output power : 8 W VIS power : 1 W Repetition rate : 0.01 - 200 MHz adjustable	Tunable CWL : 430 - 790 nm FWHM : 10 or 20 nm (fixed)
TSL80V-BLUE-IR		Tunable CWL : 775 - 1150 nm FWHM : 10 or 20 nm (fixed)
TSL80V-BLUE-SWIR		Tunable CWL : 1140 - 1700 nm FWHM : 10 or 20 nm (fixed)
TSL80V-BLUE-Custom		USER SPECIFIED CUSTOM RANGE (Range selectable from 430 - 1700 nm) (FWHM : 10 or 20 nm (fixed))
TSLM70-BLUE-VIS	Wavelength : 410 - 2400 nm Output power : 7 W VIS power : 2 W Repetition rate : 80 MHz	Tunable CWL : 410 - 790 nm FWHM : 10 or 20 nm (fixed)
TSLM70-BLUE-IR		Tunable CWL : 775 - 1150 nm FWHM : 10 or 20 nm (fixed)
TSLM70-BLUE-SWIR		Tunable CWL : 1140 - 1700 nm FWHM : 10 or 20 nm (fixed)
TSLM70-BLUE-Custom		USER SPECIFIED CUSTOM RANGE (Range selectable from 410 - 1700 nm) (FWHM : 10 or 20 nm (fixed))

For the Custom models, users can select a supercontinuum laser model and variable wavelength ranges according to the user's applications. Please refer to the table below for supercontinuum laser models and wavelength ranges. For example, if the user selects the supercontinuum laser model as SL10 and the wavelength range of 690 – 1310 nm, then the model name of the TLS will be TSL10-BLUE-Custom (690 -1310 nm).

The supercontinuum laser model table


SL-Pico: Supercontinuum laser

Model	Supercontinuum output power		Repetition Rate	Output pulse width (ps)	Spectral Range (nm)
	Visible	Total			
SL10	100 mW	1 W	5 MHz	< 300 ps	450 - 2400 nm
SLM10	250 mW	1 W	10 MHz	< 50 ps	410 - 2400 nm
SLM20	500 mW	2 W	20 MHz	< 50 ps	410 - 2400 nm
SLM40	1 W	4 W	40 MHz	< 50 ps	410 - 2400 nm
SLM35V	1 W	3.5 W	0.01 to 40 MHz	< 50 ps	410 - 2400 nm
SL80V	1 W	8 W	0.01 to 200 MHz	< 300 ps	430 - 2400 nm
SLM70	2 W	7 W	80 MHz	< 50 ps	410 - 2400 nm

Wavelength range table

User specified custom wavelength range selectable from 410 - 1700 nm (nominal)

FWHM	Fixed 10 or 20 (nominal)											
CWL	410 - 435	430 - 490	485 - 550	545 - 620	615 - 700	690 - 790	775 - 890	880 - 1015	1000 - 1150	1140 - 1310	1300 - 1500	1475 - 1700



TLS-BLUE (Fixed bandwidth)

Full Specifications

		TSL10-RED	TSLM10-RED	TSLM20-RED	TSLM40-RED	TSLM35V-RED	TSL80V-RED	TSLM70-RED
Output Power	Visible	100 mW	250 mW	500 mW	1 W	1 W	1 W	2 W
	Total	1 W	1 W	2 W	4 W	3.5 W	8 W	7 W
Repetition Rate		5 MHz	10 MHz	20 MHz	40 MHz	0.01 to 40 MHz adjustable	0.01 to 200 MHz adjustable	80 MHz
Output pulse width		< 300 ps	< 50 ps	< 50 ps	< 50 ps	< 50 ps	< 300 ps	< 50 ps
Tuning range		450 - 1700 nm	410 - 1700 nm	410 - 1700 nm	410 - 1700 nm	410 - 1700 nm	430 - 1700 nm	410 - 1700 nm
FWHM range		2 - 15 nm (nominal)						
Power stability		< 1 %						
Sync(trigger) Output		(Optional) NIM Output 0 - (-1) V or TTL Output 0 - 3.3 V						
Beam diameter and quality		~ 2 mm@633 nm; M2<1.1						
Beam divergence (half angle)		< 1 mrad						
State of polarization		Unpolarized						
Length of output fiber		1.5 m						
Software		TLS ver.2						
Dimension (L x W x H, mm)		584.3 x 583.6 x 246						
Input power		AC 100 - 240 V, 50/60 Hz						
Data interface		USB 2.0						

		TSL10-BLUE	TSLM10-BLUE	TSLM20-BLUE	TSLM40-BLUE	TSLM35V-BLUE	TSL80V-BLUE	TSLM70-BLUE
Output Power	Visible	100 mW	250 mW	500 mW	1 W	1 W	1 W	2 W
	Total	1 W	1 W	2 W	4 W	3.5 W	8 W	7 W
Repetition Rate		5 MHz	10 MHz	20 MHz	40 MHz	0.01 to 40 MHz adjustable	0.01 to 200 MHz adjustable	80 MHz
Output pulse width		< 300 ps	< 50 ps	< 50 ps	< 50 ps	< 50 ps	< 300 ps	< 50 ps
Tuning range		450 - 1700 nm	410 - 1700 nm	410 - 1700 nm	410 - 1700 nm	410 - 1700 nm	430 - 1700 nm	410 - 1700 nm
FWHM range		10 or 20 nm (fixed) (nominal)						
Power stability		< 1 %						
Sync(trigger) Output		(Optional) NIM Output 0 - (-1) V or TTL Output 0 - 3.3 V						
Beam diameter and quality		~ 2 mm@633 nm; M2<1.1						
Beam divergence (half angle)		< 1 mrad						
State of polarization		Unpolarized						
Length of output fiber		1.5 m						
Software		TLS ver.2						
Dimension (L x W x H, mm)		584.3 x 583.6 x 246						
Input power		AC 100 - 240 V, 50/60 Hz						
Data interface		USB 2.0						